


















2022-2023 TABE Level E: ABE Reading Alignment



ABE Standards	Textbook Standard Alignment/TABE Emphasis Level: (Low) (Medium) (High)	<i>TABE Mastery Book New Readers Press</i>	<i>Scoreboost for TABE</i>	<i>TABE Tutor</i>	<i>TABE Tutor Practice</i>	<i>TABE ACADEMY</i>	Resources
PHONICS & WORD RECOGNITION 16% of test							
<p>RF.ABE.2.2.1: Know and apply grade-level phonics and word analysis skills in decoding words.</p>	<p>2.RF.3 (Medium): Demonstrate basic knowledge of one-to-one letter-sound correspondences by producing the primary sound or many of the most frequent sounds for each consonant.</p> <ul style="list-style-type: none"> * Associate the long and short sounds with common spellings (graphemes) for the five major vowels. * Know the spelling-sound correspondences for common consonant digraphs. * Decode regularly spelled one-syllable words. * Distinguish between similarly spelled words by identifying the sounds of the letters that differ. * Know final -e and common vowel team conventions for representing long vowel sounds. 	<p>Unit 1 – Lesson 1: Recognize Words Pg.12-17</p> <p>Unit 1 – Lesson 2: Spell Correctly Pg.18-23</p> <p>Unit 1 – Lesson 3: Read Irregularly Spelled Words Pg.24-29</p>	<p>Unit 1 – Strategy 1: Recognize Words Pg.4-5</p> <p>Unit 1 – Strategy 2: Spell Correctly Pg.6-7</p> <p>Unit 1 – Strategy 3: Read Irregularly Spelled Words Pg.8-9</p>	<p>Unit 1 – Lesson 1: Read Words with Short and Long Vowels Pg.2-3</p> <p>Unit 1 – Lesson 2: Read Words with Common Vowel Pairs Pg.4-5</p> <p>Unit 1 – Lesson 3: Read Words with Spelling-Sound Correspondences Pg.6-7</p> <p>Unit 1 – Lesson 4: Recognize Irregularly Spelled Words Pg.8-9</p>	<p>Unit 1 – Practice 1: Read Words with Short and Long Vowels Pg.2-3</p> <p>Unit 1 – Practice 2: Read Words with Common Vowel Pairs Pg.4-5</p> <p>Unit 1 – Practice 3: Read Words with Spelling-Sound Correspondences Pg.6-7</p> <p>Unit 1 – Practice 4: Recognize Irregularly Spelled Words Pg.8-9</p>	<p>Online Lessons:</p> <ul style="list-style-type: none"> • Consonant Sounds • Phonemic Awareness Test-Out Quiz • Phonemic Awareness Unit Quiz • Words that Break the Rules • Reading Irregular Words • Phonics Test-Out Quiz • Phonics Unit Quiz 	<div style="text-align: center;"> Word Recognition.pdf</div> <div style="text-align: center;"> Long A sound.pdf</div> <div style="text-align: center;"> 2syllable words.pdf</div> <div style="text-align: center;"> 2syllables.pdf</div> <div style="text-align: center;"> syllable worksheet 3.pdf</div> <div style="text-align: center;"> vowel conventions.pdf</div>
<p>RF.ABE.2.2.2: Know and apply grade-level phonics and word analysis skills in decoding words.</p>	<p>3.RF.3 (High): Identify and know the meaning of the most common prefixes and derivational suffixes.</p>	<p>Unit 1 – Lesson 4: Understand Prefix and Suffixes Pg.30-36</p>	<p>Unit 1 – Strategy 4: Understand Prefix and Suffixes Pg.10-11</p>	<p>Unit 1 – Lesson 5: Read Multi-Syllable Words Pg.10-11</p> <p>Unit 1 – Lesson 6: Understand Common Prefixes Pg.12-13</p>	<p>Unit 1 – Practice 5: Read Multi-Syllable Words Pg.10-11</p> <p>Unit 1 – Practice 6: Understand Common Prefixes Pg.12-13</p>	<p>Online Lessons:</p> <ul style="list-style-type: none"> • Consonant Sounds • Vowel Sounds • Phonemic Awareness Test-Out Quiz • Phonemic Awareness Unit Quiz 	<div style="text-align: center;"> prefix-suffix worksheet.pdf</div> <div style="text-align: center;"> multisyllable words.pdf</div>



				Unit 1 – Lesson 7: Understand Common Suffixes Pg.14-15	Unit 1 – Practice 7: Understand Common Suffixes Pg.14-15	<ul style="list-style-type: none"> • Reading Irregular Words • Reading Longer Words • Phonics Test-Out Quiz • Phonics Unit Quiz 	
KEY IDEAS & DETAILS 37% of test							
RE.ABE.1.1.2: Read closely to determine what the text says explicitly and to make logical inferences from it; cite specific textual evidence when writing or speaking to support conclusions drawn from the text.	2.RI.1 (High): Ask and answer such questions as who, what, where, when, why, and how to demonstrate understanding of key details in a text.	Unit 2 – Lesson 1: Understand Key Details Pg.40-45	Unit 2 – Strategy 5: Understand Key Details Pg.14-16	Unit 2 – Lesson 10: Analyze Key Details Pg.24-25	Unit 2 – Practice 10: Analyze Key Details Pg.28-31	Online Lessons: <ul style="list-style-type: none"> • Asking Questions • Reading Texts Test-Out Quiz • Reading Texts Unit Quiz • Simple Instructions • Instructions and Forms Test-Out Quiz • Instructions and Forms Unit Quiz 	 Key Details.pdf  Analyze Key Details.pdf
RE.ABE.2.2.2: Determine central ideas or themes of a text and analyze their development; summarize the key supporting details and ideas.	3.RI.2 (High): Determine the main idea of a text; recount the key details and explain how they support the main idea.	Unit 2 – Lesson 2: Identify a Main Idea Pg.46-51	Unit 2 – Strategy 6: Identify a Main Idea Pg.17-19	Unit 2 – Lesson 9: Determine Main Idea and Key Details. Pg.22-23	Unit 2 – Practice 9: Determine Main Idea and Key Details. Pg.24-27	Online Lessons: <ul style="list-style-type: none"> • Asking Questions • Introduction to Details • Introduction to Main Ideas • Introduction to Paraphrasing and Summarizing • Reading Texts Test-Out Quiz • Reading Texts Unit Quiz • Simple Instructions • Instructions and Forms Test-Out Quiz • Instructions and Forms Unit Quiz 	 Main Idea and Key Details.pdf  Main Idea Supporting Details.pdf
RE.ABE.3.3.2: Analyze how and why individuals, events, and ideas develop and interact over the course of a text.	3.RI.3 (Medium): Describe the relationship between a series of historical events, scientific ideas or concepts, or steps in technical	Unit 2 – Lesson 3: Describe Relationships in Texts Pg.52-59	Unit 2 – Strategy 7: Describe Relationships in Texts Pg.20-23	Unit 2 – Lesson 11: Understand Time Relationships Pg.26-27	Unit 2 – Practice 11: Understand Time Relationships Pg.32-35	Online Lessons: <ul style="list-style-type: none"> • Sequence of Events and Ideas • Reading Texts Test-Out Quiz 	 Cause and Effect.pdf





	procedures in a text, using language that pertains to time, sequence, and cause/effect.			<p>Unit 2 – Lesson 12: Understand Sequence Relationships Pg.28-29</p> <p>Unit 2 – Lesson 13: Understand Cause and Effect Relationships Pg.30-31</p>	<p>Unit 2 – Practice 12: Understand Sequence Relationships Pg.36-39</p> <p>Unit 2 – Practice 13: Understand Cause and Effect Relationships Pg.40-43</p>	<ul style="list-style-type: none"> • Reading Texts Unit Quiz 	 Compare and Contrast.pdf
--	---	--	--	---	---	---	---

CRAFT & STRUCTURE 32% of test

<p>RE.ABE.4.4.2: Interpret words and phrases as they are used in a text, including determining technical, connotative, and figurative meanings, and analyze how specific word choices shape meaning or tone.</p>	<p>3.RI.4 (High): Determine the meaning of general academic and domain-specific words and phrases in a text relevant to a topic or subject area.</p>	<p>Unit 3 – Lesson 1: Define Words and Phrases Pg.64-71</p>	<p>Unit 3 – Strategy 8: Define Words and Phrases Pg.27-30</p>	<p>Unit 1 – Lesson 8: Determine Word Meaning Pg.16-17</p>	<p>Unit 1 – Practice 8: Determine Word Meaning Pg.16-19</p>	<p>Online Lessons:</p> <ul style="list-style-type: none"> • Context, Prefixes, and Roots • Word Attack Skills • Gaining Meaning from Text Test-Out Quiz • Gaining Meaning from Text Unit Quiz • Determining Word Meanings • Gaining Meaning from Words Test-Out Quiz • Gaining Meaning from Words Unit Quiz 	 Context Clues.pdf  Inference.pdf  Determining Word Meaning.pdf
---	---	---	---	---	---	---	---

<p>RE.ABE.5.5.2: Analyze the structure of texts, including how specific sentences, paragraphs, and larger portions of the text (e.g., a section, chapter, scene, or stanza) relate to each other and the whole.</p>	<p>2.RI.5 (Low): Know and use various text features (e.g., captions, bold print, subheadings, glossaries, indexes, electronic menus, icons) to locate key facts or information in a text efficiently.</p>	<p>Unit 3 – Lesson 2: Use Text Features Pg.72-78</p>	<p>Unit 3 – Strategy 9: Use Text Features Pg.31-35</p>	<p>Unit 2 – Lesson 18: Use Text Features to Locate Information Pg.40-41</p> <p>Unit 2 – Lesson 19: Use Glossaries Pg.42-43</p>	<p>Unit 2 – Practice 18: Use Text Features to Locate Information Pg.60-63</p> <p>Unit 2 – Practice 19: Use Glossaries Pg.64-67</p>	<p>Online Lessons:</p> <ul style="list-style-type: none"> • Asking Questions • Introduction to Fluency • Finding Information in a Text • Reading Texts Test-Out Quiz • Reading Texts Unit Quiz 	 Text Features.pdf  Dictionaries and Glossaries.pdf
--	--	--	--	--	--	--	--

				Unit 2 – Lesson 20: Use Indexes Pg.44-45	Unit 2 – Practice 20: Use Indexes Pg.68-71	<ul style="list-style-type: none"> • Paragraphs 	
RE.ABE.5.5.2: Analyze the structure of texts, including how specific sentences, paragraphs, and larger portions of the text (e.g., a section, chapter, scene, or stanza) relate to each other and the whole.	3.RI.5 (Medium): Use text features and search tools (e.g., key words, sidebars, hyperlinks) to locate information relevant to a given topic efficiently.	Unit 3 – Lesson 3: Use Key Words, Sidebars, and Links Pg.79-86	Unit 3 – Strategy 10: Use Key Words, Sidebars, and Links Pg.36-38	Unit 2 – Lesson 21: Use Search Tools Pg.46-47	Unit 2 – Practice 21: Use Search Tools Pg.72-75	Online Lessons: <ul style="list-style-type: none"> • Asking Questions • Introduction to Fluency • Finding Information in a Text • Reading Texts Test-Out Quiz • Reading Texts Unit Quiz • Paragraphs 	
RE.ABE.6.6.2: Assess how point of view or purpose shapes the content and style of a text.	2.RI.6 (Medium): Identify the main purpose of a text, including what the author wants to answer, explain, or describe.	Unit 3 – Lesson 4: Identify Author’s Purpose Pg.87-93	Unit 3 – Strategy 11: Identify Author’s Purpose Pg.39-40	Unit 2 – Lesson 14: Understand a Text’s Purpose Pg.32-33	Unit 2 – Practice 14: Understand a Text’s Purpose Pg.44-47	Online Lessons: <ul style="list-style-type: none"> • Introduction to Main Ideas • Reading Texts Test-Out Quiz • Reading Texts Unit Quiz 	 authors-purpose.pdf
RE.ABE.6.6.2: Assess how point of view or purpose shapes the content and style of a text.	3.RI.6 (Medium): Distinguish their own point of view from that of the author of a text.	Unit 3 – Lesson 5: Compare Points of View Pg.94-101	Unit 3 – Strategy 12: Compare Points of View Pg.41-43	Unit 2 – Lesson 15: Understand Author’s Point of View Pg.34-35	Unit 2 – Practice 15: Understand Author’s Point of View Pg.48-51	Online Lessons: <ul style="list-style-type: none"> • Author’s Purpose and Point of View • Author’s Perspective Test-Out Quiz • Author’s Perspective Unit Quiz • Points of View • Reading Paragraphs Test-Out Quiz • Reading Paragraphs Unit Quiz 	 Coliseum.pdf
INTEGRATION OF KNOWLEDGE & IDEAS 15% of test							
RE.ABE.7.7.2: Integrate and evaluate content presented in diverse media and formats,	3.RI.7 (Medium): Use information gained from illustrations (e.g., maps, photographs) and the words	Unit 4– Lesson 1: Use Illustrations to Understand Texts Pg.106-115	Unit 4 – Strategy 13: Use Illustrations to Understand Texts Pg.47-50	Unit 2 – Lesson 16: Understand Texts with Images Pg.36-37	Unit 2 – Practice 16: Understand Texts with Images Pg.52-55	Online Lessons: <ul style="list-style-type: none"> • Seeing the Role of Graphics in a Text 	

including visually and quantitatively, as well as in words.	in a text to demonstrate understanding of the text (e.g., where, when, why, and how key events occur).			Unit 2 – Lesson 17: Understand Texts with Maps Pg.38-39	Unit 2 – Practice 17: Understand Texts with Maps Pg.56-59	<ul style="list-style-type: none"> • Analysis and Application Test-Out Quiz • Analysis and Application Unit Quiz • Using Images and Words Together • Reading Paragraphs Test-Out Quiz • Reading Paragraphs Unit Quiz 	
RE.ABE.8.8.2: Delineate and evaluate the argument a specific claims in a text, including the validity of the reasoning as well as the relevance and sufficiency of the evidence.	2.RI.8 (Low): Describe how reasons support specific points the author makes in a text.	Unit 4– Lesson 2: Use Reason to Support Authors’ Points Pg.116-122	Unit 4 – Strategy 14: Use Reason to Support Authors’ Points Pg.51-54	Unit 2 – Lesson 10: Analyze Key Details (Covered Previously under 2.RI.1)	Unit 2 – Practice 10: Analyze Key Details Pg.28-31 (Covered Previously under 2.RI.1)	Online Lessons: <ul style="list-style-type: none"> • Arguments Test-Out Quiz • Arguments Unit Quiz • Checking Reasoning and Support • The Development of a Claim • The Development of a Text Test-Out Quiz • The Development of a Text Unit Quiz • Introduction to Main Ideas • Reading Texts Test-Out Quiz • Reading Texts Unit Quiz • Paragraphs 	
Graphic Organizers:	MAIN IDEA/ EVIDENCE  Main Idea Evidence RL and RI 1.1.pdf	CAUSE AND EFFECT  Cause and Effect Organizer RL.1.3 RI.1	VENN DIAGRAM 2 CIRCLES  Venn Diagram 2 Circles RL and RI 3.7	VENN DIAGRAM 3 CIRCLES  Venn Diagram 3 Circles RL and RI 3.7			

Reading Foundations (RF) Anchor Standards 0.0 – 5.9

RF.ABE.1: Demonstrate understanding of spoken words, syllables, and sounds (phonemes). (Phonological Awareness)

RF.ABE.2: Know and apply grade-level phonics and word analysis skills in decoding words.

RF.ABE.3: Read with sufficient accuracy and fluency to support comprehension. (Fluency)

READING (RE) ANCHOR STANDARDS

RE.ABE.1: Read closely to determine what the text says explicitly and to make logical inferences from it; cite specific textual evidence when writing or speaking to support conclusions drawn from the text. (Apply this standard to texts of appropriate complexity as outlined by Standard 10.)

RE.ABE. 2: Determine central ideas or themes of a text and analyze their development; summarize the key supporting details and ideas. (Apply this standard to texts of appropriate complexity as outlined by Standard 10.)

RE.ABE.3: Analyze how and why individuals, events, and ideas develop and interact over the course of a text. (Apply this standard to texts of appropriate complexity as outlined by Standard 10.)

RE.ABE.4: Interpret words and phrases as they are used in a text, including determining technical, connotative, and figurative meanings, and analyze how specific word choices shape meaning or tone. (Apply this standard to texts of appropriate complexity as outlined by Standard 10.)

RE.ABE.5: Analyze the structure of texts, including how specific sentences, paragraphs, and larger portions of the text (e.g., a section, chapter, scene, or stanza) relate to each other and the whole. (Apply this standard to texts of appropriate complexity as outlined by Standard 10.)

RE.ABE.6: Assess how point of view or purpose shapes the content and style of a text. (Apply this standard to texts of appropriate complexity as outlined by Standard 10.)

RE.ABE.7: Integrate and evaluate content presented in diverse media and formats, including visually and quantitatively, as well as in words. (Apply this standard to texts of appropriate complexity as outlined by Reading Standard 10.)

RE.ABE.8: Delineate and evaluate the argument a specific claims in a text, including the validity of the reasoning as well as the relevance and sufficiency of the evidence. (Apply this standard to texts of appropriate complexity as outline by Reading Standard 10.)

RE.ABE.9: Analyze how two or more texts address similar themes or topics in order to build knowledge or to compare the approaches the authors take. (Apply this standard to texts of appropriate complexity as outlined by Standard 10.)

RE.ABE.10: Read and comprehend complex literary and informational text independently and proficiently