













2022-2023 TABE **Level M: ABE Reading** Alignment








ABE Standards	Textbook Standard Alignment/TABE Emphasis Level: (Low) (Medium) (High)	<i>TABE Mastery Book New Readers Press</i>	Scoreboost for TABE	<i>TABE Tutor</i>	<i>TABE Tutor Practice</i>	TABE ACADEMY	Resources
KEY IDEAS AND DETAILS 47% of test							
<p>RE.ABE.1: Read closely to determine what the text says explicitly and to make logical inferences from it; cite specific textual evidence when writing or speaking to support conclusions drawn from the text.</p>	<p>4.RI.1: (Low); 4.RL.1 (Low): Refer to details and examples in a text when explaining what the text says explicitly and when drawing inferences from the text.</p>	<p>Unit 1- Lesson 1: Use Details to Explain Meaning Pg. 14-19</p>	<p>Unit 1 -Strategy 1: Use Details to Explain Meaning Pg. 4-8</p>	<p>Unit 1- Lesson 7: Make Inferences and Use Text Evidence Pg.16-17</p>	<p>Unit 1- Practice 7: Make Inferences and Use Text Evidence Pg. 26-29</p>	<p>Online Lessons:</p> <ul style="list-style-type: none"> • Applying Information • Analysis and Application Test-Out Quiz • Analysis and Application Unit Quiz • Main Ideas and Details • Gaining Meaning from Text Test-Out Quiz • Gaining Meaning from Text Unit Quiz • Character Traits, Feelings, and Motivations • Comparing Literary Works • Literary Works Test-Out Quiz • Literary Works Unit Quiz • Paragraphs 	<div style="text-align: center;">  Inferences worksheet.pdf </div> <div style="text-align: center; margin-top: 10px;">  Inferences-worksheet2.pdf </div>

<p>RE.ABE.1: Read closely to determine what the text says explicitly and to make logical inferences from it; cite specific textual evidence when writing or speaking to support conclusions drawn from the text.</p>	<p>5.RI.1 (Low) 5.RL.1 (Medium): Quote accurately from a text when explaining what the text says explicitly and when drawing inferences from the text.</p>	<p>Unit 1- Lesson 2: Identify Quotes That Support Analysis Pg. 20-27</p>	<p>Unit 1 -Strategy 2: Identify Quotes that Support Analysis Pg. 9-15</p>	<p>Unit 2- Lesson 17: Identify Details and Examples Pg.54-55</p> <p>Unit 2- Lesson 18: Make Inferences and use Text Evidence Pg.56-57</p>	<p>Unit 2- Practice 17: Identify Details and examples Pg.70-73</p> <p>Unit 2- Practice 18: Make Inferences and use Text Evidence Pg.74-77</p>	<p>Online Lessons:</p> <ul style="list-style-type: none"> • Quoting from a Text • Paragraphs 	<p> text evidence.pdf</p>
<p>RE.ABE. 2: Determine central ideas or themes of a text and analyze their development; summarize the key supporting details and ideas.</p>	<p>4.RL.2: (High): Determine a theme of a story, drama, or poem from details in the text; summarize the text.</p>	<p>Unit 1- Lesson 3: Identify Theme and Summarize Texts Pg.28-36</p>	<p>Unit 1- Strategy 3: Identify Theme and Summarize Texts Pg.16-19</p>	<p>Unit 2- Lesson 19: Determine Theme Pg.58-59</p> <p>Unit 2- Lesson 20: Summarize Pg.60-61</p>	<p>Unit 2- Practice 19: Determine Theme Pg.78-81</p> <p>Unit 2- Practice 20: Summarize Pg.82-85</p>	<p>Online Lessons:</p> <ul style="list-style-type: none"> • Themes and Details • Comparing Literary Works • Literary Works Test-Out Quiz • Literary Works Unit Quiz 	<p> theme-worksheet1.pdf</p> <p> theme-worksheet2.pdf</p>
<p>RE.ABE. 2: Determine central ideas or themes of a text and analyze their development; summarize the key supporting details and ideas.</p>	<p>4.RI.2: (High): Determine the main idea of a text and explain how it is supported by key details; summarize the text.</p>	<p>Unit 1- Lesson 4: Identify Main Idea and Summarize Texts. Pg.37-42</p>	<p>Unit 1 -Strategy 4: Identify Main Idea & Summarize Texts Pg.20-23</p>	<p>Unit 1- Lesson 2: Determine Main Idea and Summarize Text. Pg.4-5</p> <p>Unit 1- Lesson 3: Identify Supporting Details Pg.6-7</p>	<p>Unit 1- Practice 2: Determine Main Idea and Summarize Text. Pg.6-9</p> <p>Unit 1- Practice 3: Identify Supporting Details Pg.10-13</p>	<p>Online Lessons:</p> <ul style="list-style-type: none"> • Main Ideas and Details • Summarizing and Paraphrasing • Gaining Meaning from Text Test-Out Quiz • Gaining Meaning from Text Unit Quiz • Introduction to Paraphrasing and Summarizing 	<p> main-idea-worksheet1.pdf</p>
<p>RE.ABE.10: Read and comprehend complex literary and informational text independently and proficiently.</p>	<p>4.RI.3: (High) : Read and comprehend informational texts, including history/social studies, science and technical texts, of appropriate complexity</p>	<p>Unit 1- Lesson 5: Explain Ideas in Informational Texts Pg.43-53</p>	<p>Unit 1 -Strategy 5: Explain Ideas in Informational Texts Pg.24-27</p>	<p>Unit 1- Lesson 11: Understand Historical Texts Pg.30-33</p> <p>Unit 1- Lesson 12: Understand Scientific Texts Pg.34-37</p>	<p>Unit 1- Practice 11: Understand Historical Texts Pg.42-45</p> <p>Unit 1- Practice 12: Understand Scientific Texts Pg.46-49</p>	<p>Online Lessons:</p> <ul style="list-style-type: none"> • Analyzing Events and Ideas • Analysis and Application Test-Out Quiz • Analysis and Application Unit Quiz 	<p> nonfiction-Informational worksheet1.pdf</p>

				Unit 1- Lesson 13: Understand Technical Texts Pg.38-43	Unit 1- Practice 13: Understand Technical Texts Pg.50-57	<ul style="list-style-type: none"> • Relationships in Text • Analysis and Synthesis Test-Out Quiz • Analysis and Synthesis Unit Quiz • The Development of Events • The Development of a Text Test-Out Quiz • The Development of a Text Unit Quiz • Sequence of Events and Ideas • Reading Texts Test-Out Quiz • Reading Texts Unit Quiz 	
--	--	--	--	--	--	--	--


CRAFT AND STRUCTURE 42% of test





RE.ABE.4: Interpret words and phrases as they are used in a text, including determining technical, connotative, and figurative meanings, and analyze how specific word choices shape meaning or tone.	5.RI.4: (High): Determine the meaning of general academic and domain-specific words and phrases in a text relevant to a topic or subject area. 5.RL.4: (Medium): Determine the meaning of words and phrases as they are used in a text, including figurative language	Unit 2 – Lesson 1: Define Words and Phrases Pg.58-67	Unit 2 -Strategy 6: Define Words and Phrases Pg.32-36	Unit 1 – Lesson 1: Determine Word Meaning Pg.2-3 Unit 2- Lesson 14: Determine Word Meaning Pg.48-49 Unit 2- Lesson 15: Understanding Figurative Language Pg.50-51	Unit 1 – Practice 1: Determine Word Meaning Pg.2-5 Unit 2- Practice 14: Determine Word Meaning Pg.58-61 Unit 2- Practice 15: Understanding Figurative Language Pg.62-65	Online Lessons: <ul style="list-style-type: none"> • Word Attack Skills • Gaining Meaning from Text Test-Out Quiz • Gaining Meaning from Text Unit Quiz • Figurative Language • The Impact of a Word • Gaining Meaning from Words Test-Out Quiz • Gaining Meaning from Words Unit Quiz • Rhetorical Techniques in Arguments 	 context-clues-worksheet-1.pdf  idiom-worksheet1.pdf  personification-worksheet.pdf  Hyperbole.pdf  simile-and-metaphor-worksheet-1.pdf
--	--	--	---	---	---	--	--

						<ul style="list-style-type: none"> • Author's Perspective Test-Out Quiz • Author's Perspective Unit Quiz • Introduction to Paraphrasing and Summarizing 	 Onomatopoeia.pdf  onomatopoeia-worksheet-1.pdf
<p>RE.ABE.5: Analyze the structure of texts, including how specific sentences, paragraphs, and larger portions of the text (e.g., a section, chapter, scene, or stanza) relate to each other and the whole.</p> <p>RE.ABE.9: Analyze how two or more texts address similar themes or topics in order to build knowledge or to compare the approaches the authors take.</p>	<p>4.RI.5 (Medium): Describe the overall structure (e.g., chronology, comparison, cause/effect, problem/solution) of events, ideas, information in a text or part of a text.</p> <p>5.RI.5 (Low): Compare and contrast the most important points and key details presented in two texts on the same topic</p>	<p>Unit 2 – Lesson 2: Describe and Compare Text Structure Pg.68-73</p>	<p>Unit 2 -Strategy 7: Describe and Compare Text Structures Pg.37-43</p>	<p>Unit: 1– Lesson 4: Understand Text Structure Pg.8-11</p> <p>Unit: 1– Lesson 5: Understand Sequence Pg.12-13</p> <p>Unit: 1– Lesson 6: Understand Cause and Effect Pg.14-15</p>	<p>Unit: 1– Practice 4: Understand Text Structure Pg.14-17</p> <p>Unit: 1– Practice 5: Understand Sequence Pg.18-21</p> <p>Unit: 1– Practice 6: Understand Cause and Effect Pg.22-25</p>	<p>Online Lessons:</p> <ul style="list-style-type: none"> • Structure and Meaning • Analysis and Application Test-Out Quiz • Analysis and Application Unit Quiz • Analyzing the Structure of a Text • The Structure of an Argument • The Development of a Text Test-Out Quiz • The Development of a Text Unit Quiz • Comparing Literary Works • Literary Works Test-Out Quiz • Literary Works Unit Quiz 	 cause-and-effect-worksheet1.pdf  compare-and-contrast-worksheet1.pdf  problem-and-solution-worksheet1.pdf  text-structure-worksheet-12.pdf
<p>RE.ABE.6: Assess how point of view or purpose shapes the content and style of a text.</p>	<p>5.RI.6. (Medium): Analyze multiple accounts of the same event or topic, noting important similarities and differences in the point of view they represent.</p>	<p>Unit 2 – Lesson 3: Describe Point of View in Literary Texts Pg.74-82</p>	<p>Unit 2 – Strategy 8: Describe Point of View Pg.44-47</p>	<p>Unit 1 – Lesson 9: Analyze Author's Purpose and Point of View Pg.20-25</p>	<p>Unit 1 – Practice 9: Analyze Author's Purpose and Point of View Pg.34-37</p>	<p>Online Lessons:</p> <ul style="list-style-type: none"> • Comparing and Contrasting Accounts • Analysis and Application Test-Out Quiz 	 point-of-view-worksheet1.pdf

	5.RL.6 (LOW): Describe how a narrator’s or speaker’s point of view influences how events are described.					<ul style="list-style-type: none"> • Analysis and Application Unit Quiz • Comparing Similar Topics and Genres • Comparing Different Genres and Formats • Comparing Texts Test-Out Quiz • Comparing Texts Unit Quiz 	
RE.ABE.6: Assess how point of view or purpose shapes the content and style of a text.	5.RL.6 (LOW): Describe how a narrator’s or speaker’s point of view influences how events are described.	Unit 2 – Lesson 4: Analyze Point of View in Informational Texts Pg.83-89	Unit 2 – Strategy 9: Analyze Points of View Pg.48-51	Unit 2 – Lesson 16: Understand Point of View Pg.52-53	Unit 2 – Practice 16: Understand Point of View Pg.66-69	Online Lessons: <ul style="list-style-type: none"> • Author’s Purpose and Point of View • Author’s Perspective Test-Out Quiz • Author’s Perspective Unit Quiz 	

INTEGRATION OF KNOWLEDGE AND IDEAS 11% of test

RE.ABE.7: Integrate and evaluate content presented in diverse media and formats, including visually and quantitatively, as well as in words.	4.RI.7 (Medium) Interpret information presented visually, orally, or quantitatively (e.g., in charts, graphs, diagrams, timelines, animations, or interactive elements on Web pages) and explain how the information contributes to an understanding of the text in which it appears.	Unit 3 – Lesson 1: Interpret Information Pg.94-104	Unit 3 – Strategy 10: Interpret Information Pg.57-61	Unit 1 – Lesson 8: Understand Texts with Graphics Pg.18-19	Unit 1 – Practice 8: Understand Texts with Graphics Pg.30-33	Online Lessons: <ul style="list-style-type: none"> • Seeing the Role of Graphics in a Text • Analysis and Application Test-Out Quiz • Analysis and Application Unit Quiz 	
RE.ABE.8: Delineate and evaluate the argument a specific claims in a text, including the validity of the reasoning as well as the relevance and sufficiency of the evidence.	5.RI.8 (Medium) Explain how an author uses reasons and evidence to support particular points in a text, identifying which reasons and evidence support which point(s).	Unit 3 – Lesson 2: Use Reason and Evidence Pg.105-114	Unit 3 – Strategy 11: Use Reason and Evidence Pg.62-66	Unit 1: Lesson 10: Analyze Author’s Use of Evidence Pg.26-29	Unit 1: Practice 10: Analyze Author’s Use of Evidence Pg.38-41	Online Lessons: <ul style="list-style-type: none"> • Arguments Test-Out Quiz • Arguments Unit Quiz • Checking Reasoning and Support 	 Author's use of evidence.pdf

						<ul style="list-style-type: none"> • The Development of a Claim • The Development of a Text Test-Out Quiz • The Development of a Text Unit Quiz 	
Graphic Organizers:	MAIN IDEA/ EVIDENCE  Main Idea Evidence RL and RI 1.1.pdf	CAUSE AND EFFECT  Cause and Effect Organizer RL.1.3 RI.	VENN DIAGRAM 2 CIRCLES  Venn Diagram 2 Circles RL and RI 3.7	VENN DIAGRAM 3 CIRCLES  Venn Diagram 3 Circles RL and RI 3.7			

READING (RE) ANCHOR STANDARDS

RE.ABE.1: Read closely to determine what the text says explicitly and to make logical inferences from it; cite specific textual evidence when writing or speaking to support conclusions drawn from the text. *(Apply this standard to texts of appropriate complexity as outlined by Standard 10.)*

RE.ABE. 2: Determine central ideas or themes of a text and analyze their development; summarize the key supporting details and ideas. *(Apply this standard to texts of appropriate complexity as outlined by Standard 10.)*

RE.ABE.3: Analyze how and why individuals, events, and ideas develop and interact over the course of a text. *(Apply this standard to texts of appropriate complexity as outlined by Standard 10.)*

RE.ABE.4: Interpret words and phrases as they are used in a text, including determining technical, connotative, and figurative meanings, and analyze how specific word choices shape meaning or tone. *(Apply this standard to texts of appropriate complexity as outlined by Standard 10.)*

RE.ABE.5: Analyze the structure of texts, including how specific sentences, paragraphs, and larger portions of the text (e.g., a section, chapter, scene, or stanza) relate to each other and the whole. *(Apply this standard to texts of appropriate complexity as outlined by Standard 10.)*

RE.ABE.6: Assess how point of view or purpose shapes the content and style of a text. *(Apply this standard to texts of appropriate complexity as outlined by Standard 10.)*

RE.ABE.7: Integrate and evaluate content presented in diverse media and formats, including visually and quantitatively, as well as in words. *(Apply this standard to texts of appropriate complexity as outlined by Reading Standard 10.)*

RE.ABE.8: Delineate and evaluate the argument a specific claims in a text, including the validity of the reasoning as well as the relevance and sufficiency of the evidence. *(Apply this standard to texts of appropriate complexity as outline by Reading Standard 10.)*

RE.ABE.9: Analyze how two or more texts address similar themes or topics in order to build knowledge or to compare the approaches the authors take. *(Apply this standard to texts of appropriate complexity as outlined by Standard 10.)*

RE.ABE.10: Read and comprehend complex literary and informational text independently and proficiently